



● **ART. M BI A284 C0 10 10 04**
H = 840 mm - 3 drawers

METAL COLOURS

| | | | | | | | | | |
|-------------------------|--------------------------|-------------------------|-------------------------|-------------------------------|-----------------------------|---------------------------------|-------------------------------|------------------------------------|-------------------------------|
| | | | | | | | | | |
| GREY RAL 7000 .01 | GREEN RAL 6011 .02 | BLUE RAL 5012 .04 | GREY RAL 7035 .08 | GREY WHITE RAL 9002 .1F | RUBY RED RAL 3003 .1G | GENTIAN BLUE RAL 5010 .34 | PURE WHITE RAL 9010 .35 | ANTHRACITE GREY RAL 7016 .39 | BLUE CAPRI RAL 5019 .48 |

PLASTIC parts colour range DARK GREY .M0

CONFIGURE YOUR BENCH FROM PAGE 723

MULTI-PURPOSE-PANEL SEE PAGE 859

PARTITIONING MATERIAL SEE PAGE 721/379

DRAWER PRE-SETTING KIT SEE PAGE 722

KEY

DEPTH BENCH CLOSURE BENCH CAPACITY

! ALL INDICATED LOAD CAPACITY VALUES ARE NET AND REFER TO EVENLY DISTRIBUTED WEIGHTS

MULTIPLEX WORKTOP THICKNESS 40 mm



| ART. | | | | |
|-----------------------|--------|---|-----|--|
| M BI A284 00 00 01 04 | 750 mm | - | 800 | |
| M BI A384 00 00 01 04 | 800 mm | - | 800 | |

Multiplex bottom shelf ART. F BI 2100 00 00
Dimensions mm 2340x612x25 H
Capacity 260 kg



3 drawers Cabinet dim. mm 561x726x400 H (27x36 EH)

| ART. | | | | |
|-----------------------|--------|------|-----|--|
| M BI A284 C0 10 10 04 | 750 mm | key | 800 | |
| M BI A384 C0 10 10 04 | 800 mm | key | 800 | |
| M BI A284 E2 10 10 04 | 750 mm | code | 800 | |
| M BI A384 E2 10 10 04 | 800 mm | code | 800 | |

Multiplex bottom shelf ART. F BI 2100 00 00
Dimensions mm 2340x612x25 H
Capacity 260 kg



3 drawers Cabinet dim. mm 561x726x400 H (27x36 EH)

| ART. | | | | |
|-----------------------|--------|------|-----|--|
| M BI A284 C0 10 61 04 | 750 mm | key | 800 | |
| M BI A384 C0 10 61 04 | 800 mm | key | 800 | |
| M BI A284 E2 10 61 04 | 750 mm | code | 800 | |
| M BI A384 E2 10 61 04 | 800 mm | code | 800 | |


Multiplex bottom shelf ART. F BI 2100 00 00
Dimensions mm 2340x612x25 H
Capacity 260 kg



4 drawers Cabinet dim. mm 561x726x800 H (27x36 EH)

| ART. | | | | |
|-----------------------|--------|------|-----|--|
| M BI A284 C0 10 16 04 | 750 mm | key | 350 | |
| M BI A384 C0 10 16 04 | 800 mm | key | 350 | |
| M BI A284 E2 10 16 04 | 750 mm | code | 350 | |
| M BI A384 E2 10 16 04 | 800 mm | code | 350 | |

Multiplex bottom shelf ART. F BI 1775 01 01
Dimensions mm 1780x612x25 H
Capacity 85 kg




Cabinet dim. mm 561x726x800 H (27x36 EH)

| ART. | | | | |
|-----------------------|--|--------|------|-----|
| M BI A284 C0 10 30 04 | | 750 mm | key | 350 |
| M BI A384 C0 10 30 04 | | 800 mm | key | 350 |
| M BI A284 E2 10 30 04 | | 750 mm | code | 350 |
| M BI A384 E2 10 30 04 | | 800 mm | code | 350 |



Multiplex bottom shelf ART. F BI 1775 01 01
Dimensions mm 1780x612x25 H
Capacity 85 kg




Cabinet dim. mm 561x726x800 H (27x36 EH)

| ART. | | | | |
|-----------------------|--|--------|------|-----|
| M BI A284 C0 10 58 04 | | 750 mm | key | 350 |
| M BI A384 C0 10 58 04 | | 800 mm | key | 350 |
| M BI A284 E2 10 58 04 | | 750 mm | code | 350 |
| M BI A384 E2 10 58 04 | | 800 mm | code | 350 |



Multiplex bottom shelf ART. F BI 1582 02 01
Dimensions mm 1591x612x25 H
Capacity 85 kg

With 4 Schuko sockets 220-250V 10A 2P+E and thermo-magnetic switch 2P 230V AC 10A, cabled

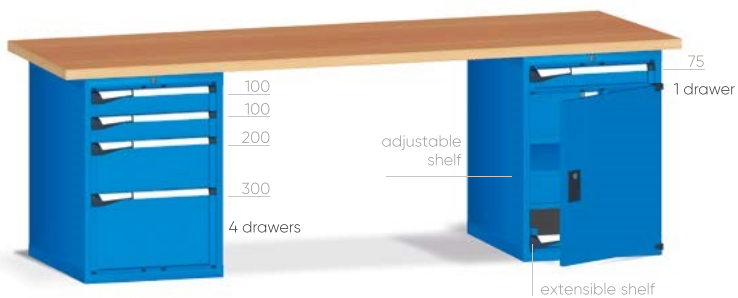


Cabinet dim. mm 561x726x800 H (27x36 EH)

| ART. | | | | |
|-----------------------|--|--------|------|-----|
| M BI A284 C0 10 13 04 | | 750 mm | key | 800 |
| M BI A384 C0 10 13 04 | | 800 mm | key | 800 |
| M BI A284 E2 10 13 04 | | 750 mm | code | 800 |
| M BI A384 E2 10 13 04 | | 800 mm | code | 800 |



Multiplex bottom shelf ART. F BI 1210 02 01
Dimensions mm 1220x612x25 H
Capacity 130 kg



Cabinet dim. mm 561x726x800 H (27x36 EH)

| ART. | | | | |
|-----------------------|--|--------|------|-----|
| M BI A284 C0 10 28 04 | | 750 mm | key | 800 |
| M BI A384 C0 10 28 04 | | 800 mm | key | 800 |
| M BI A284 T2 10 28 04 | | 750 mm | code | 800 |
| M BI A384 T2 10 28 04 | | 800 mm | code | 800 |



Multiplex bottom shelf ART. F BI 1210 02 01
Dimensions mm 1220x612x25 H
Capacity 130 kg