



● **ART. F DF 1075 53 04**
H = 850 mm - 6 drawers

METAL COLOURS



GREY
RAL 7000
.01



GREEN
RAL 6011
.02



BLUE
RAL 5012
.04



GREY
RAL 7035
.08



FULL EXTENSION 100% = 70 kg



CYLINDER LOCK (KEY)
Supplied standard with cylinder lock
and two keys



PARTITIONING MATERIAL SEE PAGE 365/379



DRAWER PRE-SETTING KIT SEE PAGE 366



CONFIGURE YOUR CABINET FROM PAGE 359

KEY



SHELF/
DRAWER
CAPACITY



SHELF/
DRAWER
EXTENSION



CABINET
CLOSURE



ALL INDICATED LOAD CAPACITY VALUES ARE NET AND REFER TO EVENLY DISTRIBUTED WEIGHTS



SIDE LOCK

ART.				
F DG 1030 52 04	70	100%	key	



ART.				
F DF 1050 52 04	70	100%	key	



ART.				
F DF 1060 51 04	70	100%	key	



door 600 mm h

ART.				
F DF 1060 57 04	70	100%	key	

H 1000 mm

6 drawers



H 1000 mm

7 drawers



ART.				
F DF 1090 52 04		70	100%	key

ART.				
F DF 1090 54 04		70	100%	key

H 820 mm



H 920 mm



ART.				
F DF B550 02 04		70	100%	key

Cabinet capacity 225 kg - Cabinet height without wheels 660 mm

ART.				
F DF B560 02 04		70	100%	key

Cabinet capacity 225 kg - Cabinet height without wheels 760 mm

H 1020 mm



H 1020 mm



ART.				
F DF B570 02 04		70	100%	key

Cabinet capacity 225 kg - Cabinet height without wheels 860 mm

ART.				
F DF B570 04 04		70	100%	key

Cabinet capacity 225 kg - Cabinet height without wheels 860 mm

1 flap door 300 mm



2 standard rubber swivel wheels with brake Ø 125 mm
2 standard rubber fixed wheels Ø 125 mm

CONFIGURE YOUR CABINET

EMPTY CABINET



ART.	dim. mm	useful H mm	kg
F DG 1030 00 04	717x600x400 H	300	400
Including cylinder lock and side bar			
F DF 1050 00 04	717x600x600 H	500	900
F DF 1060 00 04	717x600x700 H	600	900
F DF 1090 00 04	717x600x1000 H	900	900

Including central cylinder lock and anti-tilt rod



COVER TOPS SEE PAGE 361

CABINET PRE-SET FOR WHEELS FITTING



ART.	dim. mm	useful H mm
F DF 0550 00 04	792x600x660 H	500
F DF 0560 00 04	792x600x760 H	600
F DF 0570 00 04	792x600x860 H	700



WHEELS SEE PAGE 362

Cabinet pre-set for wheel fitting, complete with: wheel holder plate, 4-edge top shelf with coated in PVC, pair of steel handles covered with shock-proof rubber, 2-key cylinder lock, anti-tilt bar.



The handles can be mounted facing downwards - reducing the total height by 38 mm.

DRAWERS



ART.	usable dim. mm	front H mm	kg
F DF 8075 00 04	600x447x61 H	75	70
F DF 8100 00 04	600x447x86 H	100	70
F DF 8125 00 04	600x447x111 H	125	70
F DF 8150 00 04	600x447x136 H	150	70
F DF 8175 00 04	600x447x161 H	175	70
F DF 8200 00 04	600x447x186 H	200	70
F DF 8300 00 04	600x447x286 H	300	70

Full extension 100%



It is mandatory to apply to all drawers inserted in the cabinets with wheels the individual drawer opening device ART. F DD 9400 00 07



RETRACTABLE SHELF

ART.		usable dim. mm	lateral H mm	kg
F DF 8000 00 04		587x475	-	70


Full retractable 100%



ADJUSTABLE SHELF

ART.		usable dim. mm	lateral H mm	kg
F DF 9100 01 04		655x460	55	70

Without extension system




PARTIAL HEIGHT REVERSIBLE DOOR

ART.		height (A) mm
F DF 9640 02 04		400+25
F DB 9645 02 04		500+25
F DB 9650 02 04		600+25

The door can be fitted both with left-hand and right-hand opening



It is not possible to insert the drawers behind the doors



TOTAL HEIGHT REVERSIBLE DOOR

ART.		height (A) mm
F DF 9645 01 04		500
F DF 9650 01 04		600


The door can be fitted both with left-hand and right-hand opening



STOP

ART. F DA 9698 00 99

To order with full height doors only.



FLAP DOOR

ART.		H mm
F DF 9615 00 04		300

Full top lifting door with pair of guides




The top lifting door requires the use of an adjustable shelf ART. F DF 9100 01 04



4-EDGE TOP SHELF

ART.	dim. mm
F DF 9940 01 07	717x600x22 H

PVC coated shelf. Black colour



**OIL-PROOF
RUBBER
FINISHING**



MDF TOP SHELVES DIM. 718x600x31,5 mm H

ART.	finishes	for cabinet
F UZ 3130 11 07	1 side profile	RH or LH final
F UZ 3130 12 07	-	central
F UZ 3130 13 07	2 side profiles	single

MDF shelf with oil-proof top rubber coating. Black colour



**MDF SHELF
APPLICATION**




PERFORATED BACK PANEL

ART.	dim. mm
M 30 PA71 00 00 00 04	708x65x718 H



**HOOKS
SEE PAGE 893**


EXAMPLE OF PERFORATED PANEL WITH HOOKS/VISUAL BOX



2 ART. FAXVBCH00600001
1 ART. F BL 9541 00 00 (10 pz.)
1 ART. C MV 10 019



2 ART. FAXVBCH00900001
2 ART. FAXVBCH00600001
2 ART. FAXVBCH00500001



2 ART. FAXVBCH00600001
3 ART. FAXVBCH00500001



3 ART. FAXVBCH00600001
1 ART. FAXVBCH00500001
1 ART. FAXVBCH00400001



ART. M 00 PA71 00 00 F0 00
MDF OR MULTIPLEX TOP SHELF DRILLING
FOR PERFORATED PANEL FIXING -
INCLUDING SCREWS



ART. M 00 PA71 00 00 F1 00
DRILLED TOP SHELF WITH 3/4 EDGES FOR
PERFORATED PANEL FIXING -
INCLUDING SCREWS



ART. M 00 PA71 00 00 F2 00
PRE-SETTING KIT FOR VISUAL BOX
FIXING TO THE PERFORATED PANEL