

H 2000 mm



● ART. F AB 4300 11 04

H 1000 mm



● ART. F AB 4100 02 04

METAL COLOURS



GREY
RAL 7000
.01



GREEN
RAL 6011
.02



BLUE
RAL 5012
.04



GREY
RAL 7035
.08



CYLINDER LOCK (KEY)
Supplied standard with cylinder lock
and two keys



CONFIGURE YOUR CABINET FROM PAGE 463



SEPARATION ITEMS SEE PAGE 425 / 379

- THE TOP SHELF CAPACITY IS 80 kg
- THE CABINET CAPACITY IS 600/800 kg

KEY



DRAWER CAPACITY



DRAWER EXTENSION



CABINET CLOSURE



ALL INDICATED LOAD CAPACITY VALUES ARE NET AND REFER TO EVENLY DISTRIBUTED WEIGHTS

H 1000 mm



ART.				
------	--	--	--	--

● F AB 4100 02 04		50	87%	key
-------------------	--	----	-----	-----

1 adjustable shelf ART. F AC 2100 01 99 - load capacity 100 kg
2 drawers (24x27 EH)
1 centre support

H 1000 mm



ART.				
------	--	--	--	--

● F AB 4100 07 04		-	-	key
-------------------	--	---	---	-----

1 adjustable shelf ART. F AC 2500 01 99 - load capacity 100 kg
without centre support

H 2000 mm



ART.				
------	--	--	--	--

● F AB 4300 09 04		50	-	key
-------------------	--	----	---	-----

8 adjustable shelves ART. F AC 2100 01 99 - load capacity 100 kg
4 drawers (24x27 EH)
1 centre support

H 2000 mm



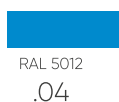
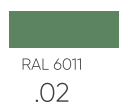
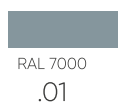
ART.				
------	--	--	--	--

● F AB 4300 11 04		-	-	key
-------------------	--	---	---	-----

4 adjustable shelves ART. F AC 2500 01 99 - load capacity 100 kg
without centre support

CONFIGURE YOUR CABINET

METAL
COLOURS



H 1000 mm



ART.	cabinet capacity	
F AB 4100 00 04	600 kg	key

Empty cabinet with pair of doors without centre support
Internal dimensions mm 995x500x850 H

H 2000 mm



ART.	cabinet capacity	
F AB 4300 00 04	800 kg	key

Empty cabinet with pair of doors without centre support
Internal dimensions mm 995x500x1850 H



ALL THE CABINETS ARE SUPPLIED AS STANDARD WITH 2 FLOOR FIXING BRACKETS AND 2 WALL FIXING BRACKETS



CENTRE SUPPORT FOR CABINETS

ART.		for cabinet mm
F AC 3150 00 99	A	600x1000 H
F AC 3350 00 99	B	600x2000 H



Galvanised finish

The centre support cannot be ordered separately from the cabinet.

The capacity of each compartment will be half the capacity of the cabinet.





PAIR OF NORMAL AND TELESCOPIC EXTENSION DRAWERS 24x27 EH

ART.		usable dim. mm	kg	
F AC 1600 00 04		396x447x85 H *	50 kg	87%
F AC 1650 00 04		396x447x85 H *	60 kg	100%

*Dimensions refer to one drawer



NORMAL AND TELESCOPIC EXTENSION DRAWERS 24x27 EH

ART.		usable dim. mm	kg	
F AC 1100 00 04		396x447x85 H	50 kg	87%
F AC 1150 00 04		396x447x85 H	100 kg	100%



The drawers in the cabinet have a maximum load capacity of 200 kg regardless of the load capacity of the cabinets.



If one or more drawers are integrated in the cabinets, it is mandatory to fix the cabinet to the floor or the wall (if the drawers are placed at a height of more than 1000 mm from the floor, wall fixing is the only option)



3-EDGE TOP SHELF

ART.	dim. mm
F AC 4250 01 07	1023x600x20 H

Pvc coated shelf. Colour Black

FOR CABINET F AB 4100



MDF TOP SHELF DIM. 1023x600x31,5 mm H

ART.	finishes	for cabinet	
F UZ 3140 11 07	1 side profile	RH or LH final	


MDF shelf with oil-proof top rubber coating. Colour black



MDF TOP SHELF DIM.1023x600x31,5 mm H

ART.	finishes	for cabinet	
F UZ 3140 12 07	-	central	

MDF shelf with oil-proof top rubber coating. Colour black



**OIL-PROOF
RUBBER
FINISHING**



MDF TOP SHELF DIM.1023x600x31,5 mm H

ART.	finishes	for cabinet	
F UZ 3140 13 07	2 side profiles	single	

MDF shelf with oil-proof top rubber coating. Colour black



**MDF SHELF
APPLICATION**



ART. F UZ 9999 00 00

DRILLING OF THE CABINET UPPER SHELF FOR THE MDF TOP FIXING INCLUDING FIXING SCREWS



ADJUSTABLE SHELF, DEPTH 500 mm

ART.	dim. mm	capacity shelf	
F AC 2100 01 99	483x500x35 H	100 kg	

Galvanised finish
Including 4 hooks

Suitable for containers PICKING BOX/STORAGE BOX:



mes. 4A2

mes. 4

mes. 4A5



mes. 272-4A2

mes. 272-4

mes. 272-4A5

This type of shelf can only be used when there is a centre support.



**CONTAINERS
SEE PAGE
1074 (PICKING BOX) -
1088 (STORAGE BOX)**



ADJUSTABLE SHELF, DEPTH 500 mm

ART.	dim. mm	strength. bar	capacity shelf
F AC 2500 01 99	995x500x35 H	-	100 kg
F AC 2500 03 99*	995x500x35 H	1	180 kg

This type of shelf can only be used if there is no centre support and no perforated back panel.

Galvanised finish

Including 4 hooks

RK BOX series containers can not be placed on shelves with a reinforcement

Suitable for containers PICKING BOX/STORAGE BOX:



CONTAINERS
SEE PAGE
1074 (PICKING BOX) -
1088 (STORAGE BOX)

ADJUSTABLE SHELF, DEPTH 480 mm

ART.	dim. mm	capacity shelf
F AC 2480 07 99	995x480x35 H	50 kg

This type of shelf can be fitted even in the presence of the perforated back panel without centre support.

Galvanised finish

Suitable for containers PICKING BOX/STORAGE BOX:



CONTAINERS
SEE PAGE
1074 (PICKING BOX) -
1088 (STORAGE BOX)

PERFORATED PANEL

ART.		dim. mm	capacity panel
F AC 8100 01 04		988x13x456 H	25 kg

Including 4 brackets, 4 screws and 4 washers

Not suitable for doors

SET OF HOOKS
SEE PAGE 893

This type of panel is fitted inside the cabinet by means of 4 brackets complete of screws. A maximum of 4 panels can be fitted in height.

FIXING

CABINET-TO-CABINET FIXING SET

ART. F AG 9202 00 99

Cabinet-to-cabinet fixing set with 4 screws complete with M8 nuts

ART. F UZ 9995 00 00

Drilling and hardware for fixing two overlapping cabinets

FLOOR FIXING SET



ART. F AG 9200 00 99

Pair of zinc-plated brackets for cabinet floor fixing

ART. F AG 9204 00 99

2 "HILTI" stud anchors suitable for non-cracked concrete floors \geq class C20/25
Recommended anchor strength: 2.9 KN
Anchor diameter: \varnothing 6 mm



THE CABINETS MUST BE SECURED TO THE FLOOR OR TO THE WALL

OVERLAPPING CABINETS:

-F AB 4100 + F AB 4100
-F AB 4300 + F AB 4100

MUST BE FIXED TO THE WALL AND THEIR LOAD CAPACITY MUST BE DIVIDED BY 2.

