

H 2000 mm



● ART. F AB 8300 02 04

H 1000 mm



● ART. F AB 8100 10 04

METAL COLOURS



GREY
RAL 7000
.01



GREEN
RAL 6011
.02



BLUE
RAL 5012
.04



GREY
RAL 7035
.08



CYLINDER LOCK (KEY)
Supplied standard with cylinder lock and two keys



CONFIGURE YOUR CABINET FROM PAGE 451

- THE TOP SHELF CAPACITY IS 80 kg
- THE CABINET CAPACITY IS 600/800 kg PER COMPARTMENT (SEE PAGE 451)



SEPARATION ITEMS SEE PAGE 425 / 379

KEY



DRAWER CAPACITY



DRAWER EXTENSION



CABINET CLOSURE



ALL INDICATED LOAD CAPACITY VALUES ARE NET AND REFER TO EVENLY DISTRIBUTED WEIGHTS

H 1000 mm



ART.				
F AB 8100 08 04		50	87%	key

2 adjustable shelves ART. F AC 2500 01 99 - load capacity 100 kg
2 drawers (54x27 EH)
1 centre support

H 1000 mm



ART.				
F AB 8100 10 04		-	87%	key

2 adjustable shelves ART. F AC 2500 01 99 - load capacity 100 kg
1 centre support



H 2000 mm



ART.		kg		
F AB 8300 01 04		-	-	key

8 adjustable shelves ART. F AC 2500 01 99 - load capacity 100 kg

H 2000 mm



ART.		kg		
F AB 8300 02 04		50	87%	key

4 adjustable shelves ART. F AC 2500 01 99 - load capacity 100 kg
4 drawers (54x27 EH)
1 centre support

H 2000 mm



ART.		kg		
F AB 8300 09 04		50	87%	key

8 adjustable shelves ART. F AC 2500 01 99 - load capacity 100 kg
6 drawers (54x27 EH)
1 centre support

H 2000 mm



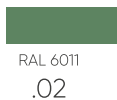
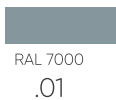
ART.		kg		
F AB 8302 01 04		-	-	key

8 adjustable shelves ART. F AC 2500 01 99 - load capacity 100 kg
1 centre support



CONFIGURE YOUR CABINET

METAL COLOURS



H 1000 mm



ART.		capacity per compartment	
F AB 8100 01 04		600 600 kg	key

Empty cabinet with doors and centre support
Internal dimensions mm 995x500x850 H



The F AB 8100 series cabinets are supplied as standard with 2 floor fixing brackets, 2 wall fixing brackets and 2 levelling devices.

H 2000 mm



ART.		capacity per compartment	
F AB 8300 00 04		800 800 kg	key

Empty cabinet with doors and centre support
Internal dimensions mm 995x500x1850 H

H 2000 mm




ART.		capacity per compartment	
F AB 8302 00 04		800 800 kg	key




Empty cabinet with polycarbonate doors and centre support
Internal dimensions mm 995x500x1850 H



The F AB 8300/ 8302 series cabinets are supplied as standard with 4 floor fixing brackets, 4 wall fixing brackets and 4 levelling devices.






PAIR OF NORMAL AND TELESCOPIC EXTENSION DRAWERS 24x27 EH


ART.	 usable dim. mm	 kg	
F AC 1600 00 04*	396x447x85 H	50 kg	87%
F AC 1650 00 04*	396x447x85 H	60 kg	100%

*Dimensions refer to one drawer



NORMAL AND TELESCOPIC EXTENSION DRAWERS 54x27 EH

ART.	 usable dim. mm	 kg	
F AC 1200 00 04	906x447x85 H	50 kg	87%
F AC 1250 00 04	906x447x85 H	100 kg	100%


 The drawers in the cabinet have a maximum load capacity of 350 kg regardless of the load capacity of the cabinets.



If one or more drawers are fitted, the cabinets must be secured to the floor or to the wall. If the cabinets are placed on the top of the other, they must be secured to the wall.



FULL EXTENSION SUSPENSION FOLDER FRAME FOR SUSPENSION FOLDER DIN A4

ART.	dim. mm	capacity frame	
F AC 7500 00 07	990x500	30 kg	100%

Colour black RAL 9005



3-EDGE TOP SHELF

ART.	dim. mm	
F AC 4500 01 07	2046x600x20 H	


Pvc coated shelf. Colour Black
FOR CABINET F AB 8100



MDF TOP SHELF DIM. 2046x600x31,5 mm H

ART.	finishes	for cabinet	
F UZ 3170 11 07	1 side profile	RH or LH final	

MDF shelf with oil-proof top rubber coating. Colour black



**OIL-PROOF
RUBBER
FINISHING**



MDF TOP SHELF DIM. 2046x600x31,5 mm H

ART.	finishes	for cabinet	
F UZ 3170 12 07	-	central	

MDF shelf with oil-proof top rubber coating. Colour black



**MDF SHELF
APPLICATION**



MDF TOP SHELF DIM. 2046x600x31,5 mm H

ART.	finishes	for cabinet	
F UZ 3170 13 07	2 side profiles	single	

MDF shelf with oil-proof top rubber coating. Colour black



ART. F UZ 9997 00 00

DRILLING OF THE CABINET UPPER
SHELF FOR THE MDF TOP FIXING
INCLUDING FIXING SCREWS



ADJUSTABLE SHELF, DEPTH 500 mm

ART.	dim. mm	capacity shelf	strength. bar
F AC 2500 01 99	995x500x35 H	100 kg	-
F AC 2500 03 99*	995x500x35 H	180 kg	1

Galvanised finish

*RK BOX series containers can not be placed on shelves with a reinforcement including 4 hooks.

Suitable for containers PICKING BOX/STORAGE BOX:



CONTAINERS
SEE PAGE
1074 (PICKING BOX) -
1088 (STORAGE BOX)



This type of shelf can be assembled only if the perforated back panel is not fitted.



ADJUSTABLE SHELF, DEPTH 480 mm

ART.	dim. mm	capacity shelf
F AC 2480 07 99	995x480x35 H	50 kg

Galvanised finish

Suitable for containers PICKING BOX/STORAGE BOX:



CONTAINERS
SEE PAGE
1074 (PICKING BOX) -
1088 (STORAGE BOX)



This type of shelf can be fitted even in the presence of the perforated back panel.



PERFORATED PANEL

ART.	dim. mm	capacity shelf
F AC 8100 01 04	988x13x456 H	25 kg

Including 4 brackets, 4 screws and 4 washers



SET OF HOOKS
SEE PAGE 893



This type of panel is fitted inside the cabinet by means of 4 brackets complete of screws. A maximum of 4 panels can be fitted in the height.

FIXING

CABINET-TO-CABINET FIXING SET

ART. F AG 9202 00 99

Cabinet-to-cabinet fixing set with 4 screws complete with M8 nuts

ART. F UZ 9995 00 00

Drilling and hardware for fixing two overlapping cabinets

FLOOR FIXING SET



ART. F AG 9200 00 99

Pair of zinc-plated brackets for cabinet floor fixing

ART. F AG 9204 00 99

2 "HILTI" stud anchors suitable for non-cracked concrete floors \geq class C20/25
Recommended anchor strength: 2.9 KN
Anchor diameter: \varnothing 6 mm



THE CABINETS MUST BE SECURED TO THE FLOOR OR TO THE WALL

OVERLAPPING CABINETS:

-F AB 8100 + F AB 8100
-F AB 8300 + F AB 8100

MUST BE FIXED TO THE WALL AND THEIR LOAD CAPACITY MUST BE DIVIDED BY 2.

