

ORD. NO. F BL 1020 00 00

Steel vice 130 mm

ORD. NO. F AG 3040 S1 51
RAL 5012+7000ORD. NO. F AG L334 S1 51
RAL 5012+7000

45 EH (753 mm)



36 EH (600 mm)

FLOOR FIXING SET

2x

- 2 "HILTI" plugs for concrete floors \geq to classes B25/RBK250/MPa 25 N/mm²
- Recommended traction of the plug: 2.9 KN
- Plug diameter: \varnothing 6 mm

ORD. NO. F AG 9204 00 99

CABINET FLOOR FIXING SET

- Pair of spare galvanised brackets
- \varnothing 6 mm hole



ORD. NO. F AG 9200 00 99

CABINET**ORD. NO.****F AG 3040 S1 51**

- Complete with 8 drawers
- 1 multiplex worktop 40 mm thickness
- 1 plinth for transpallet
- Dimensions mm 870x750x1140 h**

Tools and partitioning material excluded

CABINET WITH WHEELS**ORD. NO.****F AG L334 S1 51**

- Complete with 7 drawers
- 1 rubber cover MDF top
- Dimensions mm 945x727x1091 h**

RAL 7000 F.01

RAL 6011 F.02

RAL 5012 F.04

RAL 7035 F.08

SUPPLEMENTARY PARTS ■

- Partitioning material: see page A104



- **Spare key.** Always indicate the number on the cylinder lock of the key to be replaced.

ORD. NO. R CSC 0002 00


- **Master key.** This type of key opens all the 45 and 46 series locks.

ORD. NO. R CSC 0001 00




LENGTH = 870 mm DEPTH = 726 mm (45x36 Eh)


CABINETS SERIES STANDARD GG



- A 50-S 50-S
- B 75-S 75-TT
- 75-S 75-TT
- 100-S 100-TT
- 100-S 100-TT
- 100-S 100-TT
- 150-TT 150-TT
- 200-TT 200-TT



- A 75-S 75-TT
- B 75-S 75-TT
- 100-S 100-TT
- 100-S 100-TT
- 125-TT 125-TT
- 125-TT 125-TT
- 150-TT 150-TT




- A 75-S 75-TT
- B 75-S 75-TT
- 75-S 75-TT
- 100-S 100-TT
- 100-S 100-TT
- 100-S 100-TT
- 150-TT 150-TT


ORD. NO.	TYPE
F AG 3034 01 04	A
F AG 3034 51 04	B
Cabinet with 7 drawers	
Dim. mm 870x726x850 h Central lock	

ORD. NO.	TYPE
F AG 3034 02 04	A
F AG 3034 52 04	B
Cabinet with 7 drawers	
Dim. mm 870x726x850 h Central lock	


ORD. NO.	TYPE
F AG 3034 03 04	A
F AG 3034 53 04	B
Cabinet with 8 drawers	
Dim. mm 870x726x850 h Central lock	



- A 75-S 75-TT
- B 75-S 75-TT
- 100-S 100-TT
- 150-TT 150-TT
- 150-TT 150-TT
- 150-TT 150-TT
- 200-TT 200-TT



- A 75-S 75-TT
- B 75-S 75-TT
- 100-S 100-TT
- 100-S 100-TT
- 100-S 100-TT
- 100-S 100-TT
- 150-TT 150-TT
- 200-TT 200-TT




- A 50-S 50-S
- B 50-S 50-S
- 50-S 50-S
- 75-S 75-TT
- 75-S 75-TT
- 100-S 100-TT
- 100-S 100-TT
- 150-TT 150-TT
- 200-TT 250-TT

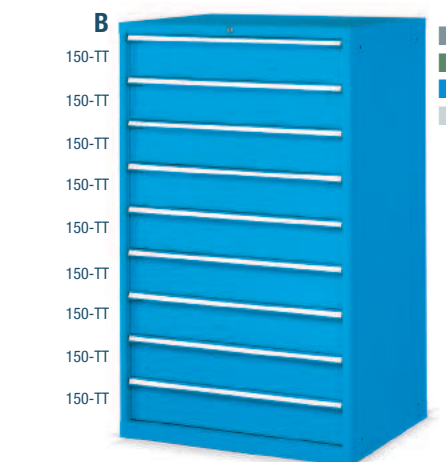
ORD. NO.	TYPE
F AG 3040 02 04	A
F AG 3040 52 04	B
Cabinet with 7 drawers	
Dim. mm 870x726x1000 h Central lock	

ORD. NO.	TYPE
F AG 3040 04 04	A
F AG 3040 54 04	B
Cabinet with 8 drawers	
Dim. mm 870x726x1000 h Central lock	


ORD. NO.	TYPE
F AG 3040 05 04	A
F AG 3040 55 04	B
Cabinet with 9 drawers	
Dim. mm 870x726x1000 h Central lock	



- A 100-S 100-TT
- B 100-S 100-TT
- 100-S 100-TT
- 150-TT 150-TT
- 150-TT 150-TT
- 150-TT 150-TT
- 150-TT 150-TT
- 150-TT 150-TT
- 150-TT 150-TT
- 300-TT 300-TT



- A 150-TT
- B 150-TT
- 150-TT
- 150-TT
- 150-TT
- 150-TT
- 150-TT
- 150-TT
- 150-TT
- 150-TT



- A 75-S 75-TT
- B 75-S 75-TT
- 75-S 75-TT
- 75-S 75-TT
- 100-S 100-TT
- 100-S 100-TT
- 100-S 100-TT
- 100-S 100-TT
- 100-S 100-TT
- 150-TT 150-TT
- 150-TT 150-TT
- 150-TT 150-TT

ORD. NO.	TYPE
F AG 3058 01 04	A
F AG 3058 51 04	B
Cabinet with 9 drawers	
Dim. mm 870x726x1450 h Central lock	

ORD. NO.	TYPE
-	
F AG 3058 52 04	B
Cabinet with 9 drawers	
Dim. mm 870x726x1450 h Central lock	

ORD. NO.	TYPE
F AG 3058 03 04	A
F AG 3058 53 04	B
Cabinet with 13 drawers	
Dim. mm 870x726x1450 h Central lock	

KEY



- The cabinets must be secured to the floor or to the wall.
- TT = telescopic full extension (100%)
- S = normal extension (87%)


■ Partitioning material: see page A104

RAL 7000 F.01

RAL 6011 F.02

RAL 5012 F.04

RAL 7035 F.08

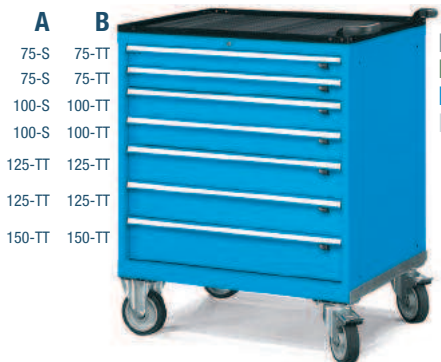


LENGTH = 870 mm DEPTH = 726 mm (45x36 Eh)

CABINETS SERIES STANDARD GG



ORD. NO.	TYPE
F AG L334 01 04	A
F AG L334 51 04	B
Cabinet with 7 drawers	
Cabinet load capacity: 600 kg	
Ø 160 mm elastic rubber wheels	
Dimensions mm 945x727x1121 h	
Central lock	



ORD. NO.	TYPE
F AG L334 02 04	A
F AG L334 52 04	B
Cabinet with 7 drawers	
Cabinet load capacity: 600 kg	
Ø 160 mm elastic rubber wheels	
Dimensions mm 945x727x1121 h	
Central lock	



ORD. NO.	TYPE
F AG L334 03 04	A
F AG L334 53 04	B
Cabinet with 8 drawers	
Cabinet load capacity: 600 kg	
Ø 160 mm elastic rubber wheels	
Dimensions mm 945x727x1121 h	
Central lock	



ORD. NO.	TYPE
F AG L340 01 04	A
F AG L340 51 04	B
Cabinet with 6 drawers	
Cabinet load capacity: 600 kg	
Ø 160 mm elastic rubber wheels	
Dimensions mm 945x727x1271 h	
Central lock	




ORD. NO.	TYPE
F AG L340 02 04	A
F AG L340 52 04	B
Cabinet with 7 drawers	
Cabinet load capacity: 600 kg	
Ø 160 mm elastic rubber wheels	
Dimensions mm 945x727x1271 h	
Central lock	



ORD. NO.	TYPE
F AG L340 03 04	A
F AG L340 53 04	B
Cabinet with 8 drawers	
Cabinet load capacity: 600 kg	
Ø 160 mm elastic rubber wheels	
Dimensions mm 945x727x1271 h	
Central lock	

RAL 7000 F,01 RAL 6011 F,02 RAL 5012 F,04 RAL 7035 F,08

KEY ■



■ Partitioning material: see page A104

■ The handles can be fitted towards the bottom thereby reducing the height by 38 mm.



- TT = telescopic full extension (100%)
- S = normal extension (87%)
- All indicated loads are net and refer to evenly distributed weights



LENGTH = 870 mm DEPTH = 726 mm (45x36 Eh)

CABINETS SERIES STANDARD GG

CABINET WITH WHEELS**ORD. NO.****F AG L334 S1 51**complete with 7 drawers,
1 rubber cover MDF top**Dimensions mm 945x727x1091 h**

Tools and partitioning material excluded



■ RAL 5012 + ■ RAL 7000



■ RAL 5012 + ■ RAL 7000

CABINET**ORD. NO.****F AG 3034 S1 51**

7 drawers

1 multiplex worktop 40 mm thickness

1 plinth for transpallet

Dimensions mm 870x750x990 h

Tools and partitioning material excluded


■ **INFO**

RAL 7000 F.01

RAL 6011 F.02

RAL 5012 F.04

RAL 7035 F.08

■ Partitioning
material: see
page **A180**www.famispa.com

CABINETS SERIES STANDARD GG

EMPTY CABINETS

ORD. NO.	USABLE HEIGHT mm	LOAD CAPACITY kg	DIMENSIONS mm
F AG 3034 00 04	750	3100	870x726x850 h
F AG 3040 00 04	900	3100	870x726x1000 h
F AG 3058 00 04	1350	3100	870x726x1450 h



SPARE LOCK

ORD. NO. R CSR 0003 00
for cabinet


■ 01 ■ 02 ■ 04 ■ 08

■ The cabinets must be secured to the floor or to the wall. If the cabinets are stacked they must be secured to the wall and their load capacity must be divided by 2. Further information for fixing set see page A98.

NORMAL EXTENSION DRAWERS (S)

ORD. NO.	FRONT HEIGHT mm	LOAD CAPACITY kg	USABLE DIMENSIONS mm
F FG 3005 00 04	50	60	753x600x36 h
F FG 3007 00 04	75	80	753x600x61 h
F FG 3010 00 04	100	100	753x600x86 h

Normal extension (87%)




■ 01
■ 02
■ 04
■ 08

■ Partitioning material: see page A104-A105

FULL TELESCOPIC EXTENSION DRAWERS (TT)

ORD. NO.	FRONT HEIGHT mm	LOAD CAPACITY kg	USABLE DIMENSIONS mm
F FG 3107 00 04	75	200	753x600x54 h
F FG 3110 00 04	100	200	753x600x79 h
F FG 3112 00 04	125	200	753x600x104 h
F FG 3115 00 04	150	200	753x600x129 h
F FG 3120 00 04	200	200	753x600x179 h
F FG 3125 00 04	250	200	753x600x229 h
F FG 3130 00 04	300	200	753x600x279 h

Full telescopic extension (100%)



■ 01
■ 02
■ 04
■ 08

■ Partitioning material: see page A104-A105

NORMAL EXTENSION SHELVES (PE-S)

ORD. NO.	SIDE HEIGHT mm	LOAD CAPACITY kg	USABLE DIMENSIONS mm
F FG 8030 00 04	-	100	763x610

Normal extension (87%)




■ 01
■ 02
■ 04
■ 08

FULL TELESCOPIC EXTENSION SHELVES (PE-TT)

ORD. NO.	SIDE HEIGHT mm	LOAD CAPACITY kg	USABLE DIMENSIONS mm
F FG 8130 00 04	-	200	763x610

Full telescopic extension (100%)




■ 01
■ 02
■ 04
■ 08

ADJUSTABLE SHELVES

ORD. NO.	SIDE HEIGHT mm	LOAD CAPACITY kg	USABLE DIMENSIONS mm
F SR 1265 01 04	25	100	814x618

Without extension system



■ 01
■ 02
■ 04
■ 08

RAL 7000 F.01

RAL 6011 F.02

RAL 5012 F.04

RAL 7035 F.08

KEY ■

■ All indicated loads are net and refer to evenly distributed weights



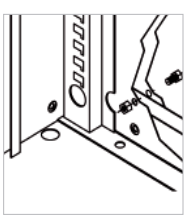
LENGTH = 870 mm DEPTH = 726 mm (45x36 Eh)

CABINETS SERIES STANDARD GG

CABINET TO CABINET FIXING

■ The article includes:
4 M8 nuts and bolts

ORD. NO. F AG 9202 00 99



TWO SIDED ADHESIVE TAPE

ORD. NO.

R CMV 0025 00

width 15 mm, length 50 metri



■ 07

TOP SHELF

ORD. NO.

F AG 9006 01 07

DIMENSIONS mm

870x726x20 h

oil-resistant rubber cover top with 3 edges



■ 07

PLINTHS

ORD. NO.

F RR 0087 00 07

Plinths height 50 mm



■ 07

PLINTHS FOR TRANSPALLET

ORD. NO.

F RR 0235 00 07 Plinths height 100 mm

F RR 0408 00 07 Facing piece



■ 07

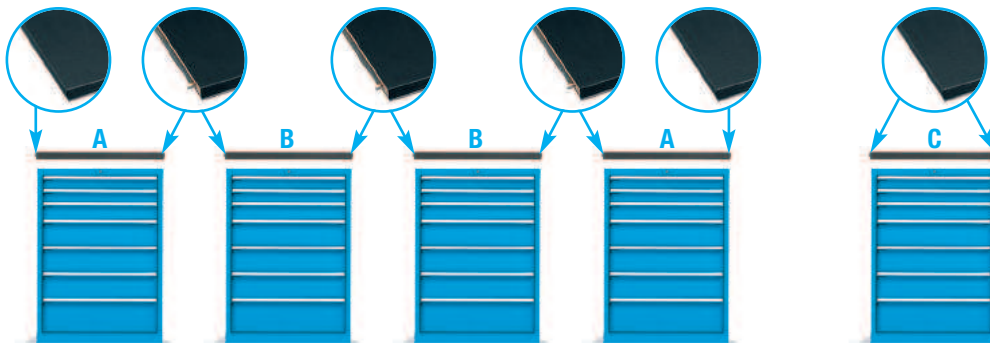
PLINTHS FOR FORK LIFT TRUCK

ORD. NO.

F RR 0230 00 07 Pair of plinths height 60 mm

F RR 0407 00 07 Facing piece

UPPER MDF TOP WITH RUBBER COVERING DIMENSIONS 871x726x31,5 mm H




ORD. NO. F UZ 9999 00 00

Drilling of the cabinet upper shelf for the MDF top fixing.



Detail of oil-resistant rubber



■ 07

A

ORD. NO.

F UZ 3230 11 07

MDF top with rubber covering

Side profile

For end cabinets

Oil-resistant rubber mat



■ 07

B

ORD. NO.

F UZ 3230 12 07

MDF top with rubber covering

No side profile

For additional central cabinets Oil-resist. rubber mat



■ 07

C

ORD. NO.

F UZ 3230 13 07

MDF top with rubber covering

2 side profiles

For single cabinet

Oil-resistant rubber mat

■ **INFO**

RAL 7000 F.01


RAL 6011 F.02

RAL 5012 F.04

RAL 7035 F.08



www.famispa.com




LENGTH = 870 mm DEPTH = 726 mm (45x36 Eh)

CABINETS SERIES STANDARD GG

CABINETS PREPARED FOR WHEELS

Cabinets prepared for wheels including: wheel plate, 4 edged top with oil-resistant rubber, 2 steel handles covered with shock-resistant rubber, cylinder lock with 2 keys, anti-tilt rod.

- 01
- 02
- 04
- 08




ORD. NO.

F AG 0334 00 04

Overall dim. mm:
945x727x917 h without wheels
 *Wheel plate thickness

- 01
- 02
- 04
- 08



ORD. NO.

F AG 0340 00 04

Overall dim. mm:
945x727x1067 h without wheels
 *Wheel plate thickness



■ The single drawer opening system **ORD. NO. F DD 9400 00 07** must be applied to all drawers of mobile cabinets.

■ Other types of wheels see page A52



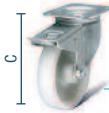
ELASTIC RUBBER SWIVEL WHEEL WITH BRAKE

ORD. NO.	Ø mm	CABINET LOAD CAPACITY	C mm
C RG DCE15 160	160	600 kg	204



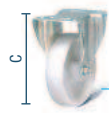
ELASTIC RUBBER FIXED WHEEL

ORD. NO.	Ø mm	CABINET LOAD CAPACITY	C mm
C RG BCE15 160	160	600 kg	204




NYLON SWIVEL WHEEL WITH BRAKE

ORD. NO.	Ø mm	CABINET LOAD CAPACITY	C mm
C RN DAD04 160	160	600 kg	204

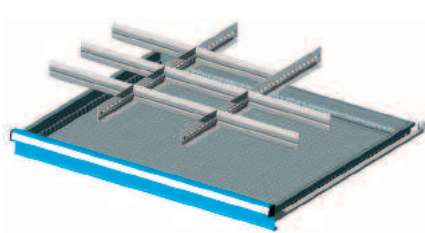


NYLON FIXED WHEEL


ORD. NO.	Ø mm	CABINET LOAD CAPACITY	C mm
C RN BAD04 160	160	600 kg	204



ORD. NO.	FOR FRONT HEIGHTS
F FH 2005 22 00	50
F FH 2007 22 00	75
F FH 2010 22 00	100-125
F FH 2015 22 00	150-175
F FH 2020 22 00	200-250
Set including:	
4 Plain partitions	610 mm




ORD. NO.	FOR FRONT HEIGHTS
F FH 3010 02 00	100-125
F FH 3015 02 00	150-175
F FH 3020 02 00	200-250
F FH 3030 02 00	300
Set including:	
2 Slotted partitions	610 mm
8 Plain partitions	251 mm



ORD. NO.	FOR FRONT HEIGHTS
F FH 3007 03 00	75
F FH 3010 03 00	100-125
F FH 3015 03 00	150-175
F FH 3020 03 00	200-250
F FH 3030 03 00	300
Set including:	
4 Slotted partitions	610 mm
21 Plain partitions	149 mm

RAL 7000 F.01 RAL 6011 F.02 RAL 5012 F.04 RAL 7035 F.08

KEY ■



■ Partitioning material: see page A180

■ The handles can be fitted towards the bottom thereby reducing the height by 38 mm.




■ All indicated loads are net and refer to evenly distributed weights




LENGTH = 870 mm DEPTH = 726 mm (45x36 Eh)


CABINETS SERIES STANDARD GG



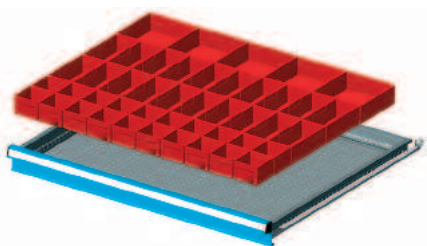
ORD. NO.	FOR FRONT HEIGHTS
F FH 3007 04 00	75
F FH 3010 04 00	100-125
F FH 3015 04 00	150-175
F FH 3020 04 00	200-250
F FH 3030 04 00	300
Set including:	
3 Slotted partitions	610 mm
5 Plain partitions	149 mm
10 Plain partitions	200 mm




ORD. NO.	FOR FRONT HEIGHTS
F FH 3005 05 00	50
F FH 3007 05 00	75
F FH 3010 05 00	100-125
Set including:	
5 Slotted partitions	610 mm
15 Plain partitions	98 mm
5 Plain partitions	149 mm



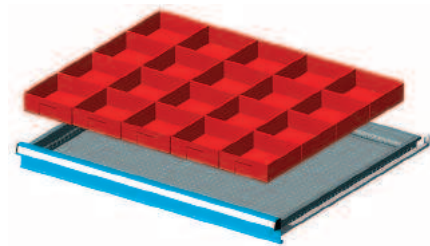
ORD. NO.	FOR FRONT HEIGHTS
F FH 3005 06 00	50
F FH 3007 06 00	75
F FH 3010 06 00	100-125
Set including:	
6 Slotted partitions	610 mm
24 Plain partitions	98 mm
1 Plain partition	149 mm




ORD. NO.	FOR FRONT HEIGHTS
F FH 3005 07 00	50
F FH 3007 07 00	75
Set including:	
20 Plastic boxes	75x75 mm
20 Plastic boxes	150x75 mm
5 Plastic boxes	150x150 mm




ORD. NO.	FOR FRONT HEIGHTS
F FH 3005 08 00	50
F FH 3007 08 00	75
F FH 3010 08 00	100-125
Set including:	
20 Plastic boxes	150x75 mm
10 Plastic boxes	150x150 mm




ORD. NO.	FOR FRONT HEIGHTS
F FH 3005 09 00	50
F FH 3007 09 00	75
F FH 3010 09 00	100-125
Set including:	
20 Plastic boxes	150x150 mm



ORD. NO.	FOR FRONT HEIGHTS
F FH 3005 10 00	50-300
Set including:	
20 Troughs	4 grooves
135 Plain partitions	36 mm



ORD. NO.	FOR FRONT HEIGHTS
F FH 3005 12 00	50-300
Set including:	
20 Troughs	3 grooves
100 Plain partitions	47 mm



ORD. NO.	FOR FRONT HEIGHTS
F FH 3005 14 00	50-300
Set including:	
20 Troughs	2 grooves
70 Plain partitions	73 mm

■ INFO


www.famispa.com

■ Partitioning material: see page A180

