

CONFIGURATION FREEDOM

SEVERAL COMPARTMENTS

WITH DRAWERS,

DOORS AND SHELVES







WORK SYSTEM

TECHNICAL SPECIFICATION

COLOUR BENCH

2 colours for the metal parts



BEARING DETAIL

DRAWER CABINETS

Drawers are supplied with 100% plain extensibility on high-strength ball bearings. The perforated bottom and the slotted walls with 17 mm pitch allow for easy insertion and fastening (through screws) of the metal partitions.

The available front heights are as follows:
50 / 75 / 100 / 125 / 150 / 200 / 250 / 300 mm



100% = 70 kg

FRONT HEIGHT 50 mm
100% = 50 kg

SIDE PANELS

Each side panel of a bench is fitted with two 25 mm pitch drilled uprights to allow for drawer guides to be inserted and for adjustable shelf fixing.



MULTI-PURPOSE-PANEL

CAN BE ADDED ON REQUEST
TO COMPLETE YOUR WORK BENCH
SEE PAGE 859





THE MODULAR BENCHES IN THE SYSTEM SERIES HAVE A MODULAR COMPARTMENT STRUCTURE THAT MAKES THEM FLEXIBLE IN THEIR COMPOSITION.

In addition to the solutions available in the catalogue, you can configure them with shelves, drawers and doors according to your production needs and department requirements, which makes of them the most versatile benches in our range.




CYLINDER SIDE CLOSURE

The side lock allows for the closure of all the drawers inserted in the same compartment. The system can be supplied in two heights:


- H 600 mm if all the compartment is filled with drawers
- H 150 mm if a 450 mm H door and the drawers are inserted in the compartment.

SUPPLIED AS STANDARD WITH 2 KEYS



ADJUSTABLE SHELVES

The adjustable shelf also acts as a bottom closure shelf and is available in two models: for the left-side compartments (page 792 ref. 4) or for the right-side/middle compartments (page 792 ref. 5) of each module.



PROVIDED
ALWAYS ASSEMBLED





● **ART. F BR 2242 03 04**
H = 865 mm - 3 drawers

METAL COLOURS



BLUE
RAL 5012
.04

GREY
RAL 7035
.08

MULTIPLEX WORKTOP



PARTITIONING MATERIAL SEE PAGES 795/379



DRAWER PRE-SETTING KIT SEE PAGE 796



CONFIGURE YOUR BENCH FROM PAGE 791



MULTI-PURPOSE-PANEL SEE PAGE 859

KEY



CLOSURE



BENCH
CAPACITY



ALL INDICATED LOAD CAPACITY VALUES ARE NET AND REFER TO EVENLY DISTRIBUTED WEIGHTS

WORKTOP THICKNESS 40 mm



ART.			
F BR 2242 01 04		key	1000



ART.			
● F BR 2242 03 04		key	1000



ART.			
F BR 2242 04 04		key	1000



ART.			
F BR 2242 05 04		key	1000



ART.			
F BR 2242 08 04		key	1000



● **ART. F BR 2243 05 04**
H = 865 mm - 6 drawers

METAL COLOURS



BLUE
RAL 5012
.04



GREY
RAL 7035
.08

MULTIPLEX WORKTOP



PARTITIONING MATERIAL SEE PAGES S 795/379



DRAWER PRE-SETTING KIT SEE PAGE. 796
UTENSILI VEDI PAG. 1416



CONFIGURE YOUR BENCH FROM PAGE 791



MULTI-PURPOSE-PANEL SEE PAGE 859

KEY



CLOSURE



BENCH
CAPACITY



ALL INDICATED LOAD CAPACITY VALUES ARE NET AND REFER TO EVENLY DISTRIBUTED WEIGHTS

WORKTOP THICKNESS 40 mm



ART.			
F BR 2243 01 04		key	1000



ART.			
F BR 2243 02 04		key	1000

ART.			
F BR 2243 03 04		key	1000



ART.			
● F BR 2243 05 04		key	1000

ART.			
F BR 2243 09 04		key	1000



● ART. F BR 2244 01 04
H = 865 mm – 10 drawers

METAL COLOURS



BLUE
RAL 5012
.04



GREY
RAL 7035
.08

MULTIPLEX WORKTOP



PARTITIONING MATERIAL SEE PAGES 795/379



DRAWER PRE-SETTING KIT SEE PAGE 796



CONFIGURE YOUR BENCH FROM PAGE 791



MULTI-PURPOSE-PANEL SEE PAGE 859

KEY



CLOSURE



BENCH
CAPACITY



ALL INDICATED LOAD CAPACITY VALUES ARE NET AND REFER TO EVENLY DISTRIBUTED WEIGHTS

WORKTOP THICKNESS 40 mm



ART.			
F BR 2244 01 04		key	2000



ART.			
F BR 2244 02 04		key	2000



ART.			
F BR 2244 03 04		key	2000



ART.			
F BR 2244 04 04		key	2000



● ART. F BR 2245 01 04

H = 865 mm - 3 drawers

METAL COLOURS



BLUE
RAL 5012
.04



GREY
RAL 7035
.08

MULTIPLEX WORKTOP



PARTITIONING MATERIAL SEE PAGES 795/379



DRAWER PRE-SETTING KIT SEE PAGE 796



CONFIGURE YOUR BENCH FROM PAGE 791



MULTI-PURPOSE-PANEL SEE PAGE 859

KEY



CLOSURE



BENCH
CAPACITY



ALL INDICATED LOAD CAPACITY VALUES ARE NET AND REFER TO EVENLY DISTRIBUTED WEIGHTS

WORKTOP THICKNESS 40 mm



ART.				
● F BR 2245 01 04		key	2000	



ART.				
F BR 2245 02 04		key	2000	



ART. F BR 2343 S1 08
Dim. mm 2000x800x865/1500 H
EQUIPMENT NOT INCLUDED
COLOUR GREY RAL 7035