



● **ART. F BG M1B0 00 04**
H = 855 mm - 3 drawers

METAL COLOURS



BLUE
RAL 5012
.04



GREY
RAL 7035
.08

STEEL WORKTOP



CONFIGURE YOUR BENCH FROM PAGE 775



MULTI-PURPOSE-PANEL SEE PAGE 859

KEY



ASSEMBLED
BENCH



UNASSEMBLED
BENCH



CLOSURE



BENCH
CAPACITY



ALL INDICATED LOAD CAPACITY VALUES ARE NET AND REFER TO EVENLY DISTRIBUTED WEIGHTS



ART.			
F BG M100 00 04		-	1000
F BG S100 00 04		-	1000



with sides, back panels

ART.			
F BG M100 01 04		-	1000
F BG S100 01 04		-	1000



with sides, back panels

ART.			
F BG M100 52 04		-	1000
F BG S100 52 04		-	1000

Complete with 4 RK BOX ART. FAX RB 5012 00 51 04, 6 RK BOX ART. FAX RB 6016 00 51 04 and 2 grey containers PICKING BOX mes. 4 ART. FAX PB C004 B0 51 01



1 drawer

ART.			
F BG M1A0 00 04		key	1000
F BG S1A0 00 04		key	1000



3 drawers

ART.			
● F BG M1B0 00 04		key	1000
F BG S1B0 00 04		key	1000



1 drawer + 1 door

ART.			
F BG M1C0 00 04		key	1000
F BG S1C0 00 04		key	1000



● **ART. F BG M2B0 00 04**
H = 855 mm - 3 drawers

METAL COLOURS



BLUE
RAL 5012
.04



GREY
RAL 7035
.08

STEEL WORKTOP



CONFIGURE YOUR BENCH FROM PAGE 775



MULTI-PURPOSE-PANEL SEE PAGE 859

KEY



ASSEMBLED
BENCH



UNASSEMBLED
BENCH



CLOSURE



BENCH
CAPACITY



ALL INDICATED LOAD CAPACITY VALUES ARE NET AND REFER TO EVENLY DISTRIBUTED WEIGHTS



ART.			
F BG M200 00 04		-	1000
F BG S200 00 04		-	1000



1 drawer

ART.			
F BG M2A0 00 04		key	1000
F BG S2A0 00 04		key	1000



3 drawers

ART.			
● F BG M2B0 00 04		key	1000
F BG S2B0 00 04		key	1000



3 drawers

with sides, back panels

ART.			
F BG M2B0 01 04		key	1000
F BG S2B0 01 04		key	1000



3 drawers

with sides, back panels

ART.			
F BG M2B0 52 04		key	1000
F BG S2B0 52 04		key	1000



4 drawers + 1 door

ART.			
F BG M2BC 00 04		key	1000
F BG S2BC 00 04		key	1000

Complete with 4 RK BOX ART. FAX RB 5012 00 51 04, 6 RK BOX ART. FAX RB 6016 00 51 04 and 2 grey containers PICKING BOX mes. 4 ART. FAX PB C004 B0 51 01



● **ART. F BG M3B0 00 04**
H = 855 mm - 3 drawers

METAL COLOURS



BLUE
RAL 5012
.04



GREY
RAL 7035
.08

STEEL WORKTOP



CONFIGURE YOUR BENCH FROM PAGE 775



MULTI-PURPOSE-PANEL SEE PAGE 859

KEY



ASSEMBLED
BENCH



UNASSEMBLED
BENCH




CLOSURE



BENCH
CAPACITY



ALL LOAD CAPACITY VALUES ARE NET AND REFER TO EVENLY DISTRIBUTED WEIGHTS



1 drawer

ART.			
F BG M300 00 04		-	1000
F BG S300 00 04		-	1000

ART.			
F BG M3A0 00 04		key	1000
F BG S3A0 00 04		key	1000



2 drawers

3 drawers

ART.			
F BG M3AA 00 04		key	1000
F BG S3AA 00 04		key	1000

ART.			
• F BG M3B0 00 04		key	1000
F BG S3B0 00 04		key	1000



3 drawers

with sides, back panels

with sides, back panels

ART.			
F BG M3B0 01 04		key	1000
F BG S3B0 01 04		key	1000

ART.			
F BG M3B0 52 04		-	1000
F BG S3B0 52 04		-	1000

Complete with 4 RK BOX ART. FAX RB 5012 00 51 04,
12 RK BOX ART. FAX RB 6016 00 51 04,
4 grey containers PICKING BOX mes. 4 ART. FAX PB C004 B0 51 01



4 drawers + 1 door

ART.				
F BG M3BC 00 04		-	1000	
F BG S3BC 00 04		-	1000	



2 drawers + 2 doors


ART.				
F BG M3CC 00 04		key	1000	
F BG S3CC 00 04		key	1000	



4 drawers + 1 door

with sides, back panels

ART.				
F BG M3BC 01 04		key	1000	
F BG S3BC 01 04		key	1000	



4 drawers + 1 door

with sides, back panels

ART.				
F BG M3BC 52 04		key	1000	
F BG S3BC 52 04		key	1000	

Complete with 8 RK BOX ART. FAX RB 5012 00 51 04,
12 RK BOX ART. FAX RB 6016 00 51 04



with sides, back panels

ART.				
F BG M300 01 04		key	1000	
F BG S300 01 04		key	1000	



with sides, back panels

ART.				
F BG M300 52 04		-	1000	
F BG S300 52 04		-	1000	

Complete with 4 RK BOX ART. FAX RB 5012 00 51 04,
18 RK BOX ART. FAX RB 6016 00 51 04,
5 grey containers PICKING BOX mes. 4 ART. FAX PB C004 B0 51 01





● **ART. F BG M4B0 00 04**
H = 855 mm - 3 drawers

METAL COLOURS



BLUE
RAL 5012
.04



GREY
RAL 7035
.08

STEEL WORKTOP



CONFIGURE YOUR BENCH FROM PAGE 775



MULTI-PURPOSE-PANEL SEE PAGE 859

KEY



ASSEMBLED
BENCH



UNASSEMBLED
BENCH



CLOSURE



BENCH
CAPACITY



ALL INDICATED LOAD CAPACITY VALUES ARE NET AND REFER TO EVENLY DISTRIBUTED WEIGHTS



ART.			
F BG M400 00 04		-	1000
F BG S400 00 04		-	1000



1 drawer

ART.			
F BG M4A0 00 04		key	1000
F BG S4A0 00 04		key	1000



3 drawers

ART.			
● F BG M4B0 00 04		key	1000
F BG S4B0 00 04		key	1000



2 drawers

ART.			
F BG M4AA 00 04		key	1000
F BG S4AA 00 04		key	1000



4 drawers + 1 door

ART.			
F BG M4BC 00 04		key	1000
F BG S4BC 00 04		key	1000



8 drawers + 2 doors

ART.			
F BG M4BC CB 04		key	1000
F BG S4BC CB 04		key	1000



4 drawers + 1 door

ART.			
F BG M4CB 01 04		key	1000
F BG S4CB 01 04		key	1000



4 drawers + 1 door

ART.			
F BG M4CB 52 04		key	1000
F BG S4CB 52 04		key	1000

Complete with 16 RK BOX ART. FAX RB 5012 00 51 04,
16 RK BOX ART. FAX RB 6016 00 51 04





● **ART. F BG M5B0 00 04**
H = 880 mm - 3 drawers

METAL COLOURS



BLUE
RAL 5012
.04



GREY
RAL 7035
.08

MULTIPLEX WORKTOP



CONFIGURE YOUR BENCH FROM PAGE 775



MULTI-PURPOSE-PANEL SEE PAGE 859

KEY



ASSEMBLED
BENCH



UNASSEMBLED
BENCH



CLOSURE



BENCH
CAPACITY



ALL INDICATED LOAD CAPACITY VALUES ARE NET AND REFER TO EVENLY DISTRIBUTED WEIGHTS



ART.			
F BG M500 00 04		-	1000
F BG S500 00 04		-	1000



with sides, back panels

ART.			
F BG M500 01 04		-	1000
F BG S500 01 04		-	1000



with sides, back panels

ART.			
F BG M500 52 04		-	1000
F BG S500 52 04		-	1000

Complete with 4 RK BOX ART. FAX RB 5012 00 51 04,
6 RK BOX ART. FAX RB 6016 00 51 04 and 2 grey containers PICKING BOX mes. 4
ART. FAX PB C004 B0 51 01



1 drawer

ART.			
F BG M5A0 00 04		key	1000
F BG S5A0 00 04		key	1000



3 drawers

ART.			
● F BG M5B0 00 04		key	1000
F BG S5B0 00 04		key	1000



1 drawer + 1 door

ART.			
F BG M5C0 00 04		key	1000
F BG S5C0 00 04		key	1000



● **ART. F BG M6B0 00 04**
H = 880 mm - 3 drawers

METAL COLOURS



BLUE
RAL 5012
.04



GREY
RAL 7035
.08

MULTIPLEX WORKTOP



CONFIGURE YOUR BENCH FROM PAGE 775



MULTI-PURPOSE-PANEL SEE PAGE 859

KEY



ASSEMBLED
BENCH



UNASSEMBLED
BENCH



CLOSURE



BENCH
CAPACITY



ALL INDICATED LOAD CAPACITY VALUES ARE NET AND REFER TO EVENLY DISTRIBUTED WEIGHTS



ART.			
F BG M600 00 04		-	1000
F BG S600 00 04		-	1000



1 drawer

ART.			
F BG M6A0 00 04		key	1000
F BG S6A0 00 04		key	1000



3 drawers

ART.			
● F BG M6B0 00 04		key	1000
F BG S6B0 00 04		key	1000



3 drawers

with sides, back panels

ART.			
F BG M6B0 01 04		key	1000
F BG S6B0 01 04		key	1000



3 drawers

with sides, back panels

ART.			
F BG M6B0 52 04		key	1000
F BG S6B0 52 04		key	1000

Complete with 4 RK BOX ART. FAX RB 5012 00 51 04,
6 RK BOX ART. FAX RB 6016 00 51 04 and 2 grey containers PICKING BOX mes. 4
ART. FAX PB C004 B0 51 01



4 drawers + 1 door

ART.			
F BG M6BC 00 04		key	1000
F BG S6BC 00 04		key	1000



● **ART. F BG M7B0 00 04**
H = 880 mm - 3 drawers

METAL COLOURS



BLUE
RAL 5012
.04



GREY
RAL 7035
.08

MULTIPLEX WORKTOP



CONFIGURE YOUR BENCH FROM PAGE 775



MULTI-PURPOSE-PANEL SEE PAGE 859

KEY



ASSEMBLED
BENCH



UNASSEMBLED
BENCH



CLOSURE



BENCH
CAPACITY



ALL INDICATED LOAD CAPACITY VALUES ARE NET AND REFER TO EVENLY DISTRIBUTED WEIGHTS



ART.			
F BG M700 00 04		-	1000
F BG S700 00 04		-	1000



1 drawer

ART.			
F BG M7A0 00 04		key	1000
F BG S7A0 00 04		key	1000



2 drawers

ART.			
F BG M7AA 00 04		key	1000
F BG S7AA 00 04		key	1000



3 drawers

ART.			
F BG M7B0 00 04		key	1000
F BG S7B0 00 04		key	1000



3 drawers

with sides, back panels

ART.			
F BG M7B0 01 04		key	1000
F BG S7B0 01 04		key	1000



3 drawers

with sides, back panels

ART.			
F BG M7B0 52 04		key	1000
F BG S7B0 52 04		key	1000

Complete with 4 RK BOX ART. FAX RB 5012 00 51 04, 12 RK BOX ART. FAX RB 6016 00 51 04 and 4 grey containers PICKING BOX mes.4 ART. FAX PB C004 B0 51 01



2 drawers + 1 door

ART.			
F BG M7AC 00 04		key	1000
F BG S7AC 00 04		key	1000



4 drawers + 1 door

ART.			
F BG M7BC 00 04		key	1000
F BG S7BC 00 04		key	1000



2 drawers + 2 doors

ART.			
F BG M7CC 00 04		key	1000
F BG S7CC 00 04		key	1000



4 drawers + 1 door

with sides, back panels

ART.			
F BG M7BC 01 04		key	1000
F BG S7BC 01 04		key	1000



4 drawers + 1 door

with sides, back panels

ART.			
F BG M7BC 52 04		key	1000
F BG S7BC 52 04		key	1000

Complete with 8 RK BOX ART. FAX RB 5012 00 51 04,
12 RK BOX ART. FAX RB 6016 00 51 04



with sides, back panels

ART.			
F BG M700 52 04		-	1000
F BG S700 52 04		-	1000

Complete with 4 RK BOX ART. FAX RB 5012 00 51 04, 18 RK BOX ART.
FAX RB 6016 00 51 04 and 5 grey containers PICKING BOX mes. 4
ART. FAX PB C004 B0 51 01





● ART. F BG M8B0 00 04
H = 880 mm - 3 drawers

METAL COLOURS



BLUE
RAL 5012
.04



GREY
RAL 7035
.08

MULTIPLEX WORKTOP



CONFIGURE YOUR BENCH FROM PAGE 775



MULTI-PURPOSE-PANEL SEE PAGE 859

KEY



ASSEMBLED
BENCH



UNASSEMBLED
BENCH



CLOSURE



BENCH
CAPACITY



ALL INDICATED LOAD CAPACITY VALUES ARE NET AND REFER TO EVENLY DISTRIBUTED WEIGHTS



ART.			
F BG M800 00 04		-	1000
F BG S800 00 04		-	1000



1 drawer

ART.			
F BG M8A0 00 04		key	1000
F BG S8A0 00 04		key	1000



3 drawers

ART.			
● F BG M8B0 00 04		key	1000
F BG S8B0 00 04		key	1000



2 drawers

ART.			
F BG M8AA 00 04		key	1000
F BG S8AA 00 04		key	1000



4 drawers + 1 door

ART.			
F BG M8BC 00 04		key	1000
F BG S8BC 00 04		key	1000



8 drawers + 2 doors

ART.			
F BG M8BC CB 04		key	1000
F BG S8BC CB 04		key	1000



4 drawers + 1 door

ART.			
F BG M8CB 01 04		key	1000
F BG S8CB 01 04		key	1000



4 drawers + 1 door

ART.			
F BG M8CB 52 04		key	1000
F BG S8CB 52 04		key	1000

Complete with 16 RK BOX ART. FAX RB 5012 00 51 04,
16 RK BOX ART. FAX RB 6016 00 51 04



CONFIGURE YOUR BENCH



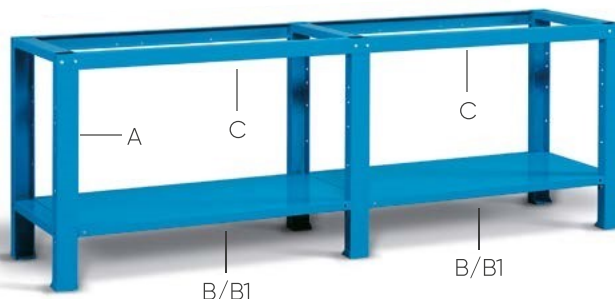
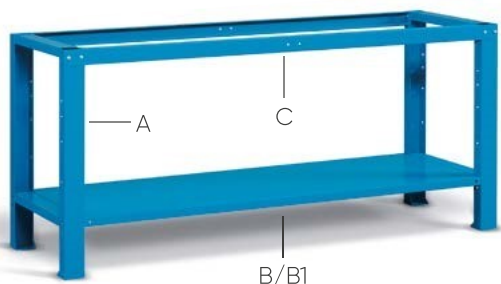
STEEL WORKTOP

ART.	Dim. mm	kg
F BG 3110 00 04	1031x705x32 H	1000
F BG 3115 00 04	1507x705x32 H	1000
F BG 3120 00 04	2000x705x32 H	1000
F BG 3125 00 04	2507x705x32 H	1000



MULTIPLEX WORKTOP

ART.	Dim. mm	kg
F BI A014 02 00	1024x750x30 H	1000
F BI A042 02 00	1500x750x30 H	1000
F BI A070 02 00	2000x750x30 H	1000
F BI A084 02 00	2500x750x30 H	1000



LEG, CROSS MEMBERS, LOWER SHELVES

ART.	Description	Dim. mm	Bench width mm	Ref.	kg
F BG 3000 00 04	Leg	80x610x852 H	-	A	-
F BG 3308 00 04	Not slotted steel shelf	760x600x35 H	1031/1024	B	250
F BG 3408 00 04	Slotted steel shelf	760x600x35 H	1031/1024	B1	100
F BG 3510 01 04	Pair of upper bars	915x60x48 H	1031/1024	C	-
F BG 3313 00 04	Not slotted steel shelf	1260x600x35 H	1507/1500	B	250
F BG 3413 00 04	Slotted steel shelf	1260x600x35 H	1507/1500	B1	100
F BG 3515 01 04	Pair of upper bars	1415x60x48 H	1507/1500	C	-
F BG 3318 00 04	Not slotted steel shelf	1760x600x35 H	2007/2000	B	200
F BG 3418 00 04	Slotted steel shelf	1760x600x35 H	2007/2000	B1	80
F BG 3520 01 04	Pair of upper bars	1915x60x48 H	2007/2000	C	-
F BG 3311 00 04	Not slotted steel shelf	1090x600x35 H	2507/2500	B	250
F BG 3411 00 04	Slotted steel shelf	1090x600x35 H	2507/2500	B1	100
F BG 3525 01 04	Pair of upper bars	2415x60x48 H	2507/2500	C	-



ART. F BG 3999 00 00
THE PREASSEMBLING WILL BE CHARGED TO ALL SINGLE COMPONENTS





TOP COVER FOR STEEL SHELVES

ART.	Dim. mm
F BG 3210 00 07	1024x700x27 H
F BG 3215 00 07	1500x700x27 H
F BG 3220 00 07	2000x700x27 H
F BG 3225 00 07	2500x700x27 H

Cover thickness 8/10 mm made of steel covered with oil-proof rubber 12/10 - 15/10 mm for steel shelves with "L"-shaping, H 27 mm, at the front



TOP COVER FOR MULTIPLEX SHELVES

ART.	Dim. mm
F BL 2230 00 07	1024x750x20 H
F BL 2260 00 07	1500x750x20 H
F BL 2290 00 07	2000x750x20 H
F BL 2305 00 07	2500x750x20 H


Cover thickness 8/10 mm made of steel covered with oil-proof rubber 12/10 - 15/10 mm for multiplex shelves, H 20 mm, at the front and rear "L" shaping



TOP COVER GALVANISED FOR MULTIPLEX SHELVES

ART.	Dim. mm
F BL 7900 00 99	1024x750x20 H
F BL 7930 00 99	1500x750x20 H
F BL 7960 00 99	2000x750x20 H
F BL 7975 00 99	2500x750x20 H

Cover thickness 12/10 mm in microperforated steel for multiplex shelves with H 20 mm "L"-shaping at the front and rear, resistant to abrasion and exposure to oil and grease





door 324 mm

ART.	Dim. mm
F BG 3030 01 04	500x607x570 H

Drawer load capacity 25 kg

ART.	Dim. mm
F BG 3050 01 04	500x607x570 H


Drawer load capacity 25 kg

ART.	Dim. mm
F BG 3010 01 04	500x607x210 H

Drawer load capacity 25 kg



ART. F BG 3999 00 00
THE PREASSEMBLING WILL BE CHARGED TO ALL SINGLE COMPONENTS



BACK AND SIDE PANELS

ART.	Description	Dim. mm	Bench width mm	Ref.
F BG 3690 00 04	side panel	590x660 H	-	E
F BG 3608 00 04	back panel	840x48x653 H	1031/1024	D
F BG 3613 00 04	back panel	1340x48x653 H	1507/1500	D
F BG 3618 00 04	back panel	1840x48x653 H	2007/2000	D
F BG 3611 00 04	single back panel per unit	1170x48x653 H	2507/2500	D



NOT SLOTTED AND SLOTTED STEEL SHELVES

ART.	Description	Dim. mm	capacity kg	Ref.
F BG 3308 00 04	not slotted steel shelf	760x600x35 H	60	F
F BG 3408 00 04	slotted steel shelf	760x600x35 H	60	F1
F BG 3313 00 04	not slotted steel shelf	1260x600x35 H	60	G
F BG 3413 00 04	slotted steel shelf	1260x600x35 H	60	G1
F BG 3406 00 04	slotted steel shelf	590x600x35 H	60	H

