


TROLLEYS SERIES COMBI CH



RAL 5012 F.04 RAL 6011 F.02

INFO ■



www.famispa.com



WIDTH = 1425 mm DEPTH = 625 mm HEIGHT (H) = 1590 mm

TROLLEYS SERIES COMBI CH



04
02

ORD. NO.

F CH P205 07 04

Trolley with 2 standard rubber swivel wheels **with** brakes and 2 standard rubber fixed wheels \varnothing 200 mm

Load capacity: 500 kg

Dimensions mm 1425x625x1590 h



04
02

ORD. NO.

F CH P206 11 04

Trolley with 2 standard rubber swivel wheels **with** brakes and 2 standard rubber fixed wheels \varnothing 200 mm

Load capacity: 500 kg

Dimensions mm 1425x625x1590 h



04
02

ORD. NO.

F CH P206 09 04

Trolley with 2 standard rubber swivel wheels **with** brakes and 2 standard rubber fixed wheels \varnothing 200 mm

Load capacity: 500 kg

Dimensions mm 1425x625x1590 h



04
02

ORD. NO.

F CH P205 05 04

Trolley with 2 standard rubber swivel wheels **with** brakes and 2 standard rubber fixed wheels \varnothing 200 mm

Load capacity: 500 kg

Dimensions mm 1425x625x1590 h



04
02

With 1 galvanised rear upstand

ORD. NO.

F CH P206 12 04

Trolley with 2 standard rubber swivel wheels **with** brakes and 2 standard rubber fixed wheels \varnothing 200 mm

Load capacity: 500 kg

Dim. mm 1425x625x1590 h Containers excluded

ORD. NO. **F CH P206 14 04**

Complete with 12 containers ord. no. F PA 6451 A0 01



04
02

With 1 galvanised rear upstand

ORD. NO.

F CH P206 15 04

Trolley with 2 standard rubber swivel wheels **with** brakes and 2 standard rubber fixed wheels \varnothing 200 mm

Load capacity: 500 kg

Dim. mm 1425x625x1590 h Containers excluded

ORD. NO. **F CH P206 16 04**

Complete with 9 containers ord. no. F PA 6851 A0 01



04
02

With removable mesh side

ORD. NO.

F CH P205 04 04

Trolley with 2 standard rubber swivel wheels **with** brakes and 2 standard rubber fixed wheels \varnothing 200 mm

Load capacity: 500 kg

Dimensions mm 1425x645x1590 h

KEY



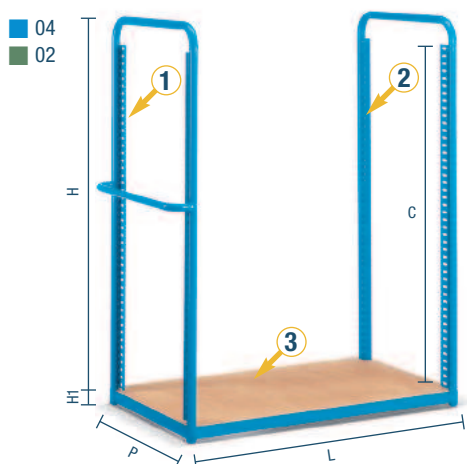
- Shelves load capacity: 100 kg
- All indicated loads are net and refer to evenly distributed weights

RAL 5012 F. 04 RAL 6011 F. 02

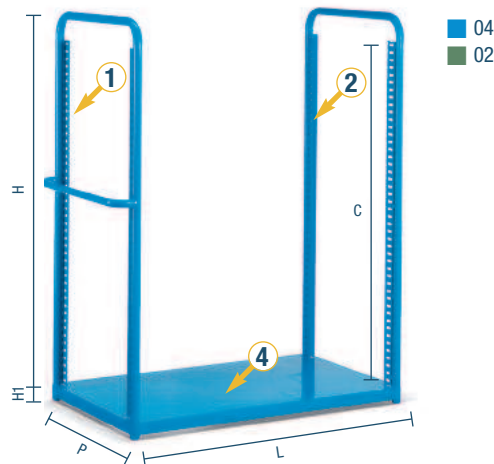


TROLLEYS SERIES COMBI CH

SIDE FRAMES WITH AND WITHOUT HANDLE, BASES WITH WOODEN PLATE, BASES WITH STEEL PLATE



- L = 1425 mm
- P = 625 mm
- H = 1305 mm
- H1 = 43 mm
- C = 1200 mm



REFERENCE	ORD. NO. SIDE FRAME WITH HANDLE	DIM. mm
①	F CL 0610 00 04	621x105x1360 h
REFERENCE	ORD. NO. BASE WITH WOODEN PLATE	DIM. mm
③	F CE N206 00 04	1345x625x56 h

REFERENCE	ORD. NO. SIDE FRAME	DIM. mm
②	F CL 0620 00 04	621x30x1360 h
REFERENCE	ORD. NO. BASE WITH STEEL PLATE	DIM. mm
④	F CE N205 00 04	1345x625x56 h

ADDITIONAL STEEL SHELVES

ORD. NO.	LOAD CAPACITY kg	FOR TROLLEYS DIM. mm
F CH 0510 00 04	100	1425x625

Dimensions mm 1283x610x30 h



ORD. NO.

F CH 0590 00 07

Smooth rubber for trolleys. Dimensions mm 1425x625

CONTAINER RETAINERS

ORD. NO.	SUITABLE FOR	FOR TROLLEYS DIM. mm
F CG 0910 00 99	Steel shelf	1425x625
F CG 0912 00 99	Steel and wooden bases	1425x625

Dimensions mm 1275x60

Order no. FCG 0912 00 99 can only be ordered with the base.



ADDITIONAL WOODEN SHELVES

ORD. NO.	LOAD CAPACITY kg	FOR TROLLEYS DIM. mm
F CH 0560 00 04	100	1425x625

Dimensions mm 1260x600x12 h



RAL 5012 F.04 RAL 6011 F.02

KEY ■

■ Wheels see page E2-E7

■ All indicated loads are net and refer to evenly distributed weights



WIDTH = 1425 mm DEPTH = 625 mm HEIGHT (H) = 1590 mm

TROLLEYS SERIES COMBI CH

MESHES FOR FRONTS

ORD. NO.	FOR TROLLEYS DIM. mm	MESH HOLE mm
F CL 0630 00 04	1425x625	50x100
Dimensions mm 484x1200		
Single item delivered with 4 clamps		



■ 04
■ 02

MESHES FOR SIDES

ORD. NO.	FOR TROLLEYS DIM. mm	MESH HOLE mm
F CH 0700 00 04	1425x625	50x100
Dimensions mm 1280x1200		
Two items delivered with 8 clamps and bolts		



■ 04
■ 02

FORK LIFT BASE

ORD. NO.	DIMENSIONS mm
F CF 0965 00 04	238x615x70 h



■ 04
■ 02



■ INFO

RAL 5012 F.04 RAL 6011 F.02



www.famispa.com

